

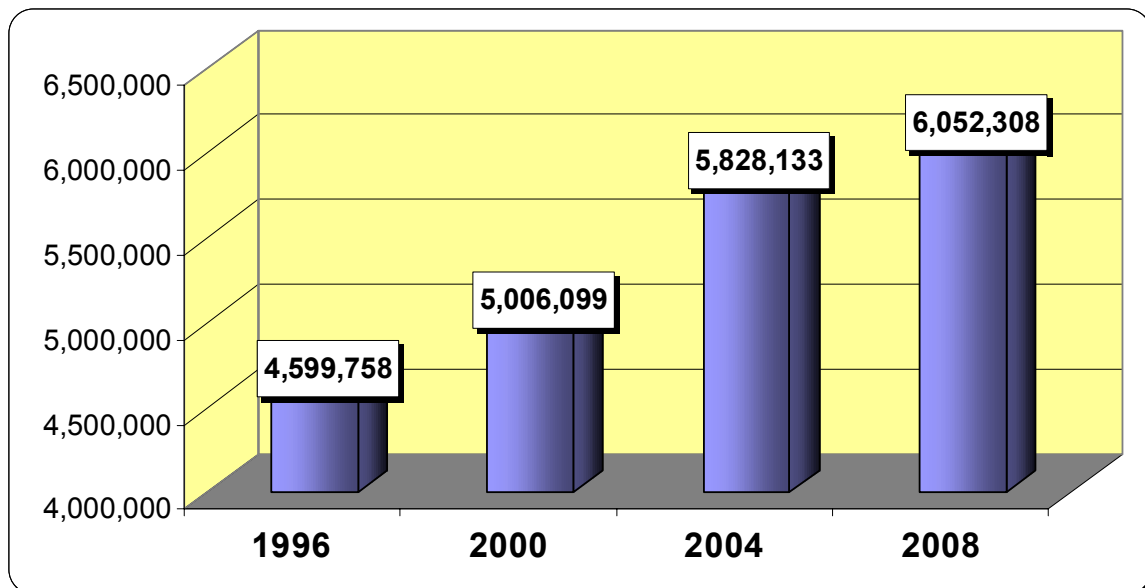
Voter Turnout Brief: Pennsylvania 2008

*Prepared for Everybody VOTE and its Allegheny and state partners.
Based on official returns from the Secretary of State*

In 2008 Pennsylvania was again a “battleground state”. As hard fought as the election four years ago was, this year it seemed to intensify. 2008 brought an even greater grassroots mobilization led by a high number of young volunteers, a continued increase in nonpartisan efforts from community-based nonprofits and a notably extensive effort by the presidential winner. **The result was Pennsylvania’s third straight year of higher voter participation in a presidential election – well above the levels of 2000 and 1996.**

- ★ **More than 220,000 more voters participated** in 2008 compared to 2004 and a half million more voters participated than in 2000.
- ★ Most all the growth in new voters came in the state’s 17 most populous counties including Philadelphia, Berks (*Reading*), Delaware (*Chester*) and Allegheny (*Pittsburgh*).
- ★ The rise in voting was fueled in Pennsylvania and nationally by **large increases in voting by young voters (under 30) and African-American and Hispanic voters.**
- ★ Voter turnout would have been higher in Pennsylvania and nationally but for a larger than expected number of otherwise regular voters (mainly older Republicans and conservative Democrats) not voting.
- ★ Overall, voting in Pennsylvania went up by 6%, well above the national average. It ranks in the top 20 states in voter turnout.

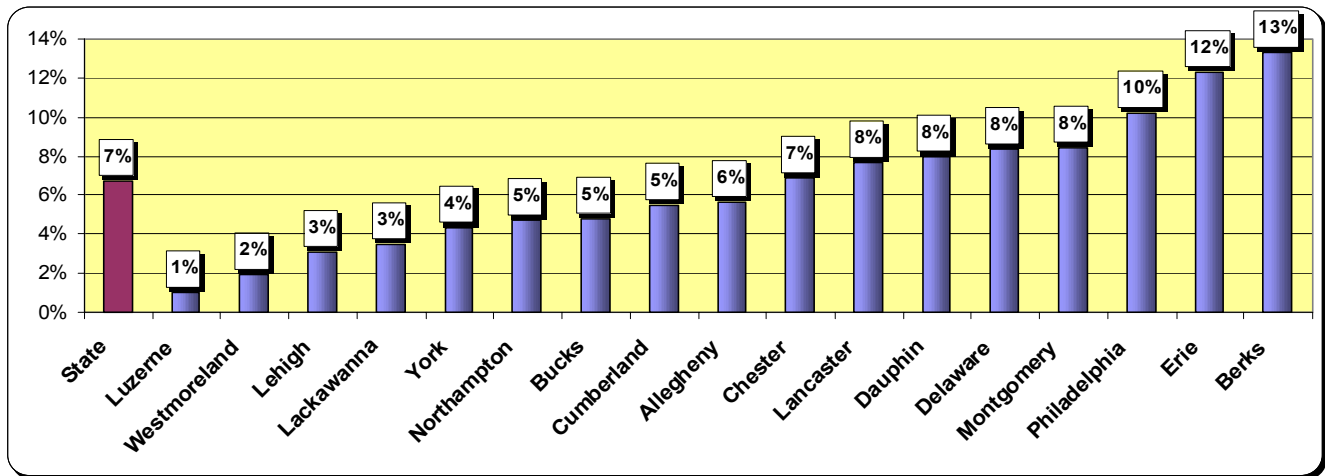
Total Ballots Cast - Pennsylvania



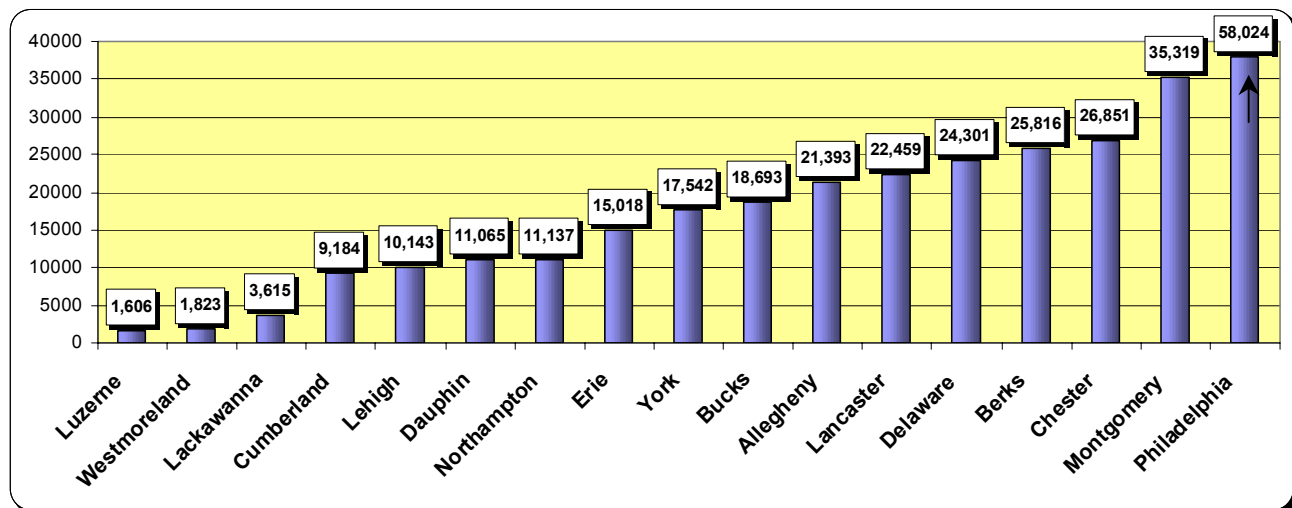
For more information, please contact Julian Johannesen, Research Director, julian@nonprofitvote.org
Nonprofit Voter Engagement Network www.nonprofitvote.org

- ★ **Philadelphia** had the biggest increase in voters over its voter turnout in 2004.
- ★ Voter growth continued to rise in all Pennsylvania's urban counties such as counties including the cities of **Philadelphia, Pittsburgh, Harrisburg, Erie, Chester and Reading**.

% Growth in Voter Turnout in Largest Counties 2008 vs 2004



Numerical Growth in Voter Turnout in Largest Counties 2008 vs 2004

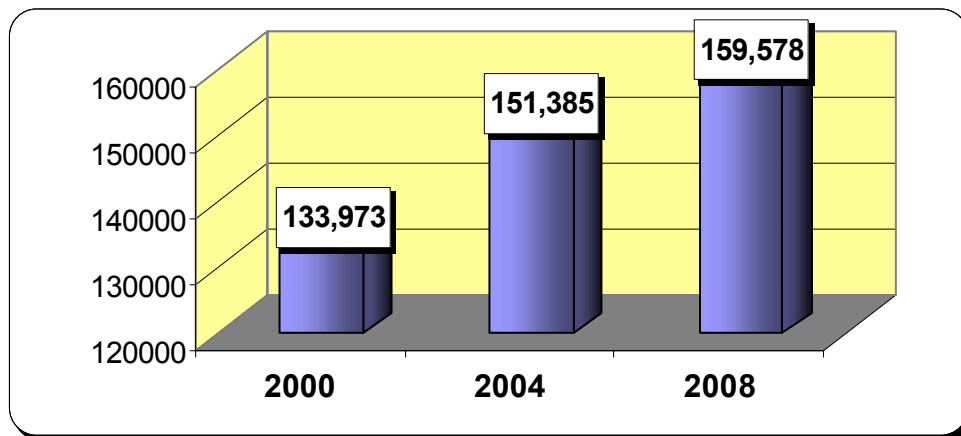


Spotlight: Pittsburgh

- ★ In spite of a small decrease in population, voter participation continues to be on the upswing in Pittsburgh due to growing civic and political engagement
- ★ Wards with high numbers of younger voters like Wards 1 and 4 did particularly well in 2008

Turnout On the Rise

Voter Turnout in Pittsburgh 2000, 2004 and 2008



Pittsburgh Wards with Highest % Rise in Voter Turnout 2008 vs. 2004

